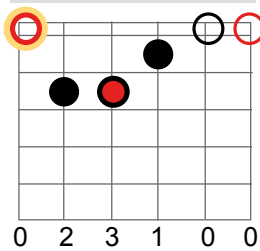


Dreiklänge: Dur- u. Moll-Akkorde in den 5 Fingersätzen

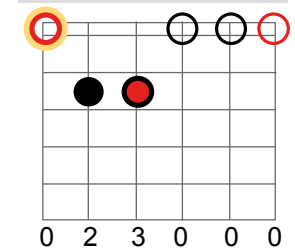
- Fingersätze im Leersaitenbereich, mit Empfehlungen für die Fingerstellung-

0= Leersaite 1= Zeigefinger 2= Mittelfinger 3= Ringfinger 4= kleiner Finger

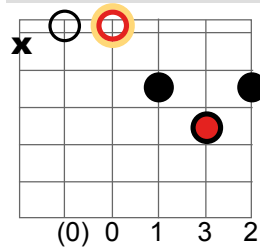
EDur Akkord - Typ I (E-Form)



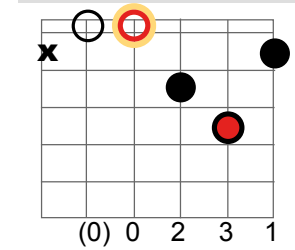
EMoll Akkord - Typ I (Em-Form)



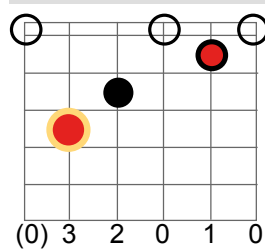
DDur Akkord - Typ II (D-Form)



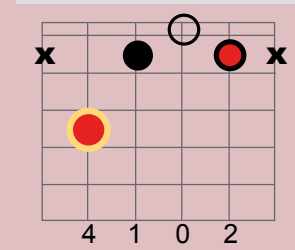
DMoll Akkord - Typ II (Dm-Form)



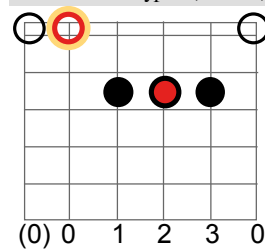
CDur Akkord - Typ III (C-Form)



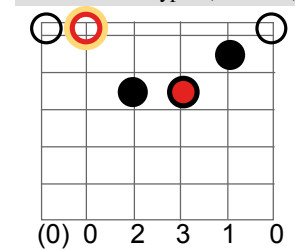
CMoll Akkord - Typ III (Cm-Form)



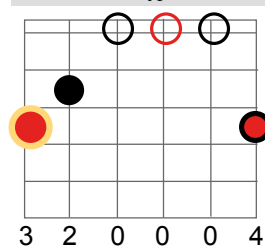
ADur Akkord - Typ IV (A-Form)



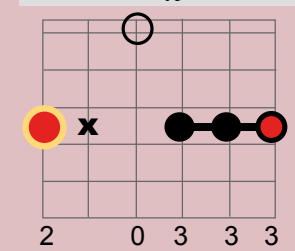
AMoll Akkord - Typ IV (Am-Form)



GDur Akkord - Typ V (G-Form)



GMoll Akkord - Typ V (Gm-Form)



alternativ

2 1 0 0 0 3

= empfohlener tiefster (Grund-)Ton im Akkord